



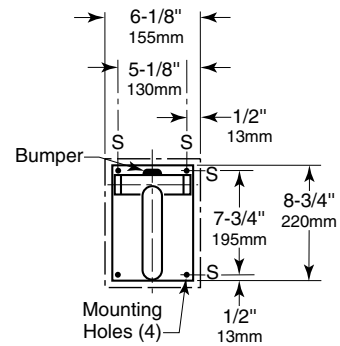
Technical Data

SWING-UP GRAB BAR

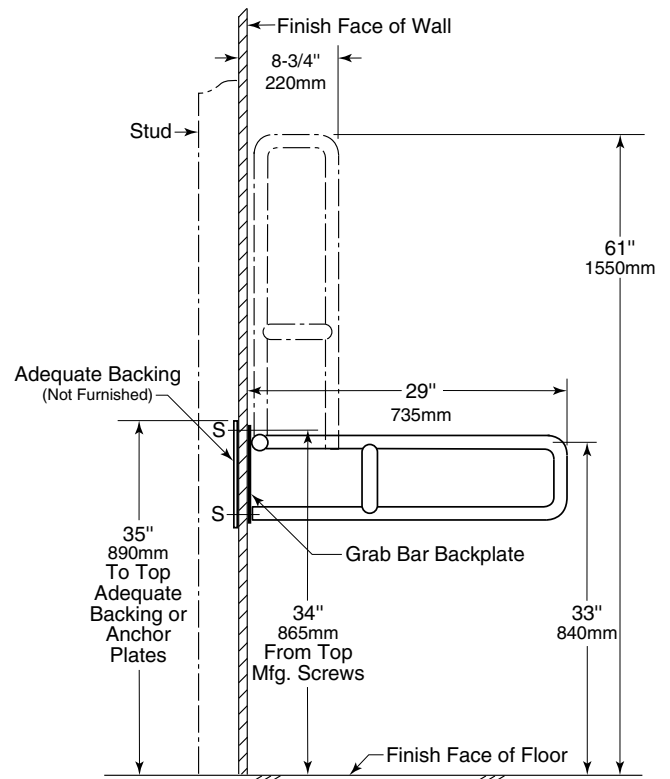
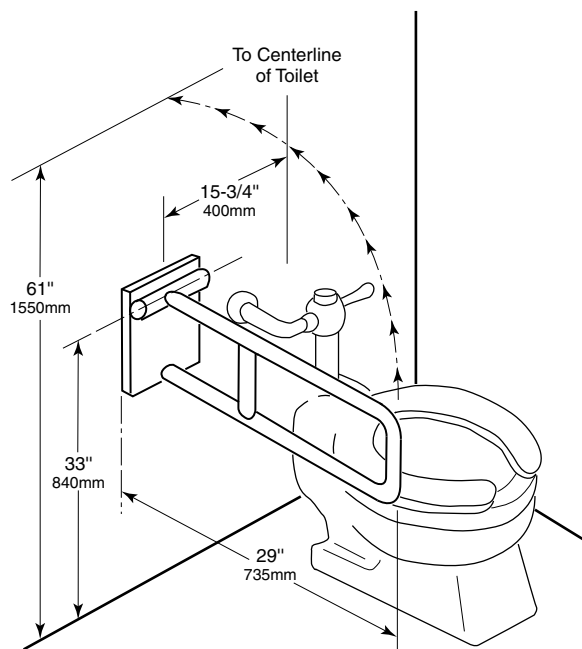
B-4998

Specify Finish Required: ☐ Satin-finish

☐ Satin-finish with peened gripping surface; add suffix .99 to model number



Grab Bar Backplate



MATERIALS:

Grab Bar — 18-8, Type-304, 18-gauge (1.2mm) stainless steel tubing with satin-finish. 1-1/4" (32mm) outside diameter. Ends are heliarc welded to flanges.

Backplate — 18-8, Type-304, 3/16" (5mm) thick, satin-finish stainless steel with four screw holes for attachment to wall.

continued . . .

OPERATION:

Swing-up grab bar is manually raised for approach or departure and lowered to horizontal position for support; once grab bar is raised to the full upright (vertical) position, counterweighted design prevents grab bar from falling back down to the full horizontal position.

STRENGTH:

Swing-up grab bar can support loads in excess of 500 pounds (227kg) if properly installed.

Safety Warning: Grab bars are no stronger than the anchors and walls to which they are attached and, therefore, must be firmly secured in order to support the loads for which they are intended. To avoid potential injury, the building owner or maintenance personnel should remove the grab bar from service if the grab bar is not adequately secured to wall or if there is any observe damage to the welds.

INSTALLATION:

Provide concealed anchor device or backing as specified or required in accordance with local building codes before wall is finished. Fasten grab bar to anchor device or backing. Concealed anchor devices and mounted screws are not included with Bobrick grab bars and must be specified as an optional accessory.

SPECIFICATION:

Grab bar shall be Type-304 stainless steel with satin finish. Grab bar shall have 18-gauge (1.2mm) wall thickness and 1-1/4" (32mm) outside diameter. Backplate shall be 3/16" (5mm) thick stainless steel, equipped with screw holes for attachment to wall. Swing-up grab bar shall be manually raised for approach or departure and lowered to horizontal position for support; counterweighted design shall prevent grab bar from falling back down to the full horizontal position once grab bar is raised to the full upright (vertical) position.

Swing-Up Grab Bar shall be Model _____ (insert model number) of Bobrick Washroom Equipment, Inc., Clifton Park, New York; Jackson, Tennessee; Los Angeles, California; Bobrick Washroom Equipment Company, Scarborough, Ontario; Bobrick Washroom Equipment Pty. Ltd., Australia; and Bobrick Washroom Equipment Limited, United Kingdom.