

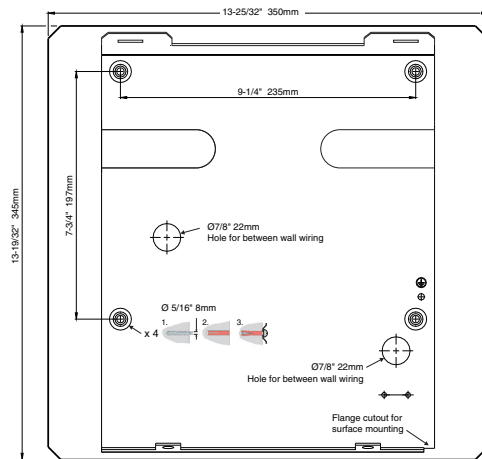
BOBRICK**Technical Data****QuietDry™ Series TrimDry™
SURFACE-MOUNTED
ADA DRYER****B-7120
B-7128****Specify Voltage Required:**


- ☐ B-7120 Dryer with White Painted Cover
- ☐ B-7128 Dryer with Stainless Steel Cover

Specify model number followed by voltage required.
Example: B-7128 115V for 115-volt Stainless steel cover
hand dryer.

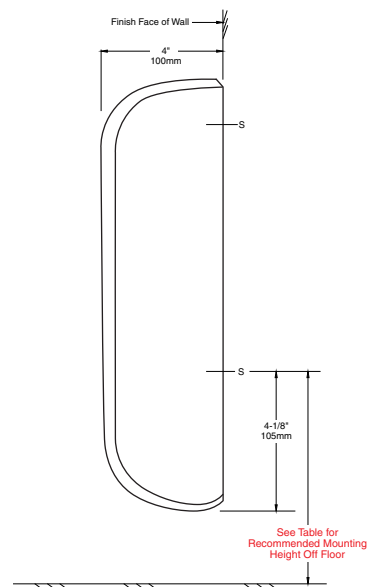
Specify Voltage Required:

- ☐ 115V AC, 15 Amp, 1725 Watts, 50/60 Hz, Single Phase, cULus Listed.
- ☐ 208-240V AC, 6.8-7.8 Amp, 1400-1900 Watts, 50/60 Hz, Single Phase, cULus Listed, VDE approved and CE marked.

***RECOMMENDED MOUNTING HEIGHTS**

Children's Washrooms, ages 3-4	36" (915mm)
Children's Washrooms, ages 5-8	40" (1015mm)
Children's Washrooms, ages 9-12	44" (1120mm)
 Universal Design	48" (1219mm)

*Bottom screw hole of mounting base to finish face of floor

**MATERIALS:**

Cover — 22-gauge galvanized steel with exposed surface type-304 stainless steel with #4 satin-finish vertical grain (B-7128) or 22-gauge mild steel zinc plated with high-gloss white epoxy paint finish (B-7120) covers with UL 94-5VA black plastic trim and side panels. Cover equipped with uniquely designed dual air outlets. Air-inlet is equipped with vandal-resistant grille. Cover projects no more than 4" (100mm) from wall and is secured to mounting base with two vandal-resistant, recessed hex screws.

Mounting Base — 20-gauge (1.5mm) plated steel with four 0.236" (6mm) diameter mounting holes.

Motor — Universal, 1/7 hp, 8000 rpm, on resilient mounting. Sealed ball bearing at drive-shaft end and self-lubricating sleeve bearing at nondrive end. Equipped with automatic thermal-overload switch.

Fans — Two balanced, double-inlet centrifugal fans are mounted on motor shaft; directs airflow over heating element at 71 cfm.

Heating Element — Two coiled nickel-chrome heating elements are mounted in mica frame and protected by automatic thermal-overload switches. Heating elements, heat air without hot spots — inaccessible to vandals.

Electronic Control — Infrared sensor automatically turns dryer on when hands are held under air-outlet opening and across path of sensor. Remove hands from path of sensor and dryer stops. Electronic sensor has automatic shutoff approximately 1-1/2 minutes after dryer turns on if an inanimate object is placed across air-outlet opening. After inanimate object is removed, electronic sensor automatically resets itself and dryer operates normally.

continued . . .

OPERATION:

No-touch operation: electronic sensor automatically turns dryer on when hands are held under air-outlet opening and across path of sensor. Dual air outlets provide a swirling circulation of airflow for comfortable hand drying. Drying time less than 25 seconds. Remove hands from path of sensor and dryer stops. Dryer operates only when actually drying hands, which saves energy and operating costs. Electronic sensor will automatically shut dryer off 1-1/2 minutes after dryer turns on if an inanimate object, such as tape or chewing gum, is placed across air-outlet opening. After inanimate object is removed, electronic sensor automatically resets itself and dryer operates normally.

10-Year Limited Warranty — In addition to Bobrick's one-year guarantee, Bobrick extends a limited 10-year warranty from the date of purchase on all parts for Model B-7120 and B-7128 hand dryer, except motor brushes, to the original owner of the installed unit against defects in factory workmanship or material under normal use and service. Motor brushes are warranted for three years from date of purchase. This warranty is limited to the repair or exchange of defective parts at the option of Bobrick. See Installation Instruction Sheet, Form No. 712-69, for full details.

INSTALLATION:

Wall preparation: Locate mounting base on wall using template provided. For brick, stone, and concrete walls drill four 0.315" (8mm) holes to suit provided wall plugs 0.315" (8mm) x 1-1/4" (45mm) and screws # 10 (4.8mm) x 2" (50mm) long. See template for wall plug and screw installation details. For plaster or dry wall construction, provide concealed backing to comply with local building codes and secure with four #10 (4.8) round-head sheet-metal screws or 3/16" (5mm) toggle bolts (not furnished). Provide electrical service from nearest distribution panel to dryer mounting base in conformance with local electrical codes.

Wiring Instructions:

1. For 115-Volt Dryers — Connect ground wire to ground terminal marked \equiv , the black or *hot* wire to terminal marked *L1*, and neutral or white wire to terminal marked *N*.
2. For 208–240-Volt Dryers — Connect ground wire to ground terminal marked \equiv and the 208-240-volt wires to terminal marked *L1* and *L2*.

Notes: Electronic sensor in Automatic dryers will pick up movement within 6" (150mm) of the air-outlet opening. Use caution when choosing location for Automatic dryers in confined areas. Consider proximity to doorways and other traffic areas.

Bobrick automatic hand dryers should be installed at least 15" (380mm) above any projection or horizontal surface which may interfere with the operation of the automatic sensor.

For installation instructions that include step-by-step installation procedures and details of electrical service connections, see Form No. 712-69, which is packed with each shipment. This form is also available in advance upon request.

SPECIFICATION:

Surface-mounted hand dryer shall have either 22-gauge galvanized steel with exposed surface type-304 stainless steel with #4 satin-finish vertical grain (B-7128) or 22-gauge mild steel zinc plated with high-gloss white epoxy paint finish (B-7120) covers with UL 94-5VA black plastic trim. Slim profile cover shall project no more than 4" (100mm) from the finished face of wall to comply with accessible design guidelines (including ADAAG in the U.S.A.). Unit shall be equipped with dual air outlets that provide a swirling circulation of airflow for (less than 25 seconds) hand dry. Motor shall be 1/7 hp, universal type on resilient mounting with sealed ball bearing at drive-shaft end and self-lubricating sleeve bearing at nondrive end; equipped with automatic thermal-overload switch. Heating elements shall be located on outlet side of fan, shall heat air without hot spots, be inaccessible to vandals, and protected by an automatic thermal-overload switch. Electronic sensor shall automatically turn dryer on when hands are held under air-outlet opening and across path of sensor. Dryer shall turn off automatically when hands are removed. Sensor shall automatically shut dryer off approximately 1-1/2 minutes after dryer turns on if an inanimate object is placed across air-outlet opening. After inanimate object is removed, electronic sensor shall automatically reset itself and dryer shall operate normally. Unit shall be cULus Listed, and/or VDE approved, CE marked. Unit shall comply with EU Directive "Restriction of Hazardous Substance" (ROHS) requirements for non-use of certain hazardous substances in the production of electronic products. Unit shall be protected by a limited 10-year warranty on all parts except motor brushes. Motor brushes shall be warranted for three years from date of purchase.

QuietDry™ Series TrimDry™ Surface-Mounted ADA Hand Dryer shall be Model B-7120 and B-7128 of Bobrick Washroom Equipment, Inc., Clifton Park, New York; Jackson, Tennessee; Los Angeles, California; Bobrick Washroom Equipment Company, Scarborough, Ontario; Bobrick Washroom Equipment Pty. Ltd., Australia; and Bobrick Washroom Equipment Limited, United Kingdom.